

Hi-MO **4_m**

LR4-60HPH 365~385M

- Suitable for distributed projects
- Advanced module technology delivers superior module efficiency
 - M6 Gallium-doped Wafer
 - 9-busbar Half-cut Cell
- Excellent outdoor power generation performance
- High module quality ensures long-term reliability

12

12-year Warranty for
Materials and Processing

25

25-year Warranty for Extra
Linear Power Output

Complete System and Product Certifications

IEC 61215, IEC 61730, UL 61730

ISO9001:2015: ISO Quality Management System

ISO14001: 2015: ISO Environment Management System

ISO45001: 2018: Occupational Health and Safety

IEC62941: Guideline for module design qualification and type approval

LONGI



21.1%
MAX MODULE
EFFICIENCY

0~3%
POWER
TOLERANCE

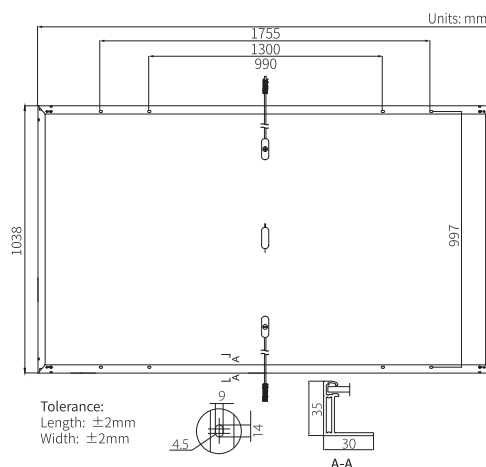

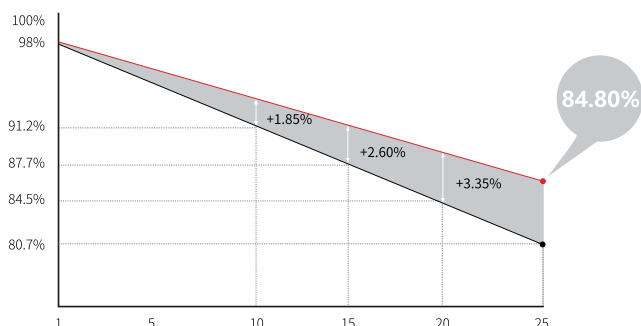
<2%
FIRST YEAR
POWER DEGRADATION

0.55%
YEAR 2-25
POWER DEGRADATION

HALF-CELL
Lower operating temperature

Additional Value

25-Year Power Warranty



Mechanical Parameters

| | |
|------------------|---|
| Cell Orientation | 120 (6×20) |
| Junction Box | IP68, three diodes |
| Output Cable | 4mm ² , +400, -200mm/±1200mm length can be customized |
| Glass | Single glass, 3.2mm coated tempered glass |
| Frame | Anodized aluminum alloy frame |
| Weight | 19.5kg |
| Dimension | 1755×1038×35mm |
| Packaging | 30pcs per pallet / 180pcs per 20' GP / 780pcs per 40' HC |

Electrical Characteristics

STC : AM1.5 1000W/m² 25°C NOCT : AM1.5 800W/m² 20°C 1m/s Test uncertainty for Pmax: ±3%

| Module Type | LR4-60HPH-365M | | LR4-60HPH-370M | | LR4-60HPH-375M | | LR4-60HPH-380M | | LR4-60HPH-385M | |
|----------------------------------|----------------|-------|----------------|-------|----------------|-------|----------------|-------|----------------|-------|
| | STC | NOCT | STC | NOCT | STC | NOCT | STC | NOCT | STC | NOCT |
| Testing Condition | STC | NOCT | STC | NOCT | STC | NOCT | STC | NOCT | STC | NOCT |
| Maximum Power (Pmax/W) | 365 | 274.2 | 370 | 277.9 | 375 | 281.7 | 380 | 285.5 | 385 | 289.2 |
| Open Circuit Voltage (Voc/V) | 40.7 | 38.3 | 40.9 | 38.5 | 41.1 | 38.6 | 41.3 | 38.8 | 41.5 | 39.0 |
| Short Circuit Current (Isc/A) | 11.43 | 9.27 | 11.52 | 9.34 | 11.60 | 9.41 | 11.69 | 9.48 | 11.77 | 9.54 |
| Voltage at Maximum Power (Vmp/V) | 34.2 | 31.8 | 34.4 | 32.0 | 34.6 | 32.2 | 34.8 | 32.4 | 35.0 | 32.6 |
| Current at Maximum Power (Imp/A) | 10.68 | 8.61 | 10.76 | 8.68 | 10.84 | 8.75 | 10.92 | 8.81 | 11.00 | 8.88 |
| Module Efficiency(%) | 20.0 | | 20.3 | | 20.6 | | 20.9 | | 21.1 | |

Operating Parameters

| | |
|------------------------------------|-------------------------------|
| Operational Temperature | -40°C ~ +85°C |
| Power Output Tolerance | 0 ~ 3% |
| Voc and Isc Tolerance | ±3% |
| Maximum System Voltage | DC1500V (IEC/UL) |
| Maximum Series Fuse Rating | 20A |
| Nominal Operating Cell Temperature | 45±2°C |
| Protection Class | Class II |
| Fire Rating | UL type 1 or 2 IEC Class C |

Mechanical Loading

| | |
|-----------------------------------|--------------------------------------|
| Front Side Maximum Static Loading | 5400Pa |
| Rear Side Maximum Static Loading | 2400Pa |
| Hailstone Test | 25mm Hailstone at the speed of 23m/s |

Temperature Ratings (STC)

| | |
|---------------------------------|------------|
| Temperature Coefficient of Isc | +0.050%/°C |
| Temperature Coefficient of Voc | -0.265%/°C |
| Temperature Coefficient of Pmax | -0.340%/°C |